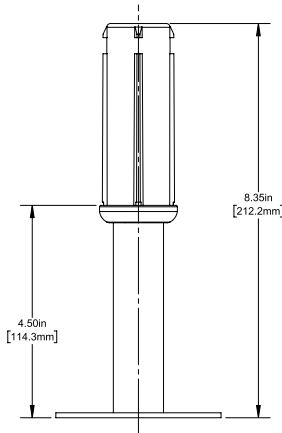
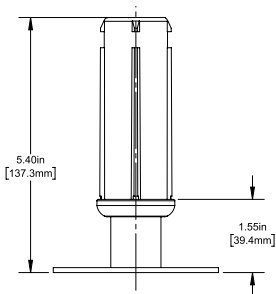
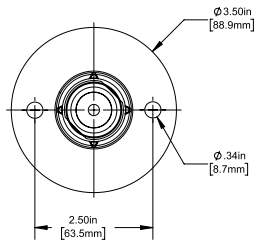


Component Hardware® 1-5/8" Round
 Stainless Steel Clad Zinc Die Cast
 3" Adjustable Hi-Rise Flanged Foot Insert
 With Mounting Holes

A10-0884-C



Dimensions shown in inches (mm) are for reference only and are subject to change.

1-5/8" Round Stainless Steel Clad Zinc Die Cast 3" Adjustable Hi-Rise Flanged Foot Insert With Mounting Holes

Heavy Duty Construction

- For use with 1-5/8" OD 16-gauge round tubing
- Stainless steel clad zinc die cast construction
- 1-1/2" height in fully closed position
- Extended adjustable toe permits leveling of equipment up to 3" high
- Ideal for lengthy cafeteria lines and counters where the floor pitch is a concern
- Eliminates costly field modification of equipment legs
- Maximum height adjustment helps to avoid plumbing obstacles and other unforeseen conditions during installation of equipment
- 3-1/2" OD 12-gauge stainless steel flanged toe with two 11/32" mounting holes spaced 2-1/2" OC permits secure fastening to the floor
- 2,000 lbs static load capacity

Specifications

Stainless steel clad zinc die cast adjustable hi-rise flanged foot insert with mounting holes to be Component Hardware A10-0884-C. Insert to be 1-1/2" high and adjustable to 3" for leveling on job site.