


CUSTOM MADE STANDARD and HEAVY DUTY WIRE SHELVES

Available in...

- STAINLESS STEEL
- CHROME PLATED STEEL
- NICKEL PLATED STEEL
- ZINC PLATED STEEL
- EPOXY COATED STEEL



ORDER FORM FOR CUSTOM MADE WIRE SHELVES

INSTRUCTIONS: COPY THIS FORM AND USE TO ORDER ALL CUSTOM MADE WIRE SHELVES.
FILL IN THE REQUIRED SPECIFICATIONS AND MAIL OR FAX THE FORM TO US.
PLEASE NOTE CUSTOM MADE ITEMS ARE NOT RETURNABLE.

SELECTION CHART

INDICATE QUANTITY REQUIRED FOR SPECIFIC MODEL

STANDARD DUTY WIRE SHELVES
FRAME AND CROSSBAR SUPPORT: 5/16" DIA. WIRE
CROSS WIRES: 1/8" DIA, ON 3/4" SPACING

QTY.	MODEL NO.	MATERIAL
_____	T50-4501	ZINC PLATED STEEL
_____	T50-4502	NICKEL PLATED STEEL
_____	T50-4503	CHROME PLATED STEEL
_____	T50-4504	EPOXY COATED STEEL Circle: Grey, Green, White or Chrome
_____	T50-4505	STAINLESS STEEL

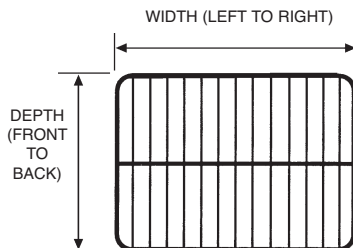
HEAVY DUTY WIRE SHELVES
FRAME AND CROSSBAR SUPPORT: 3/8" DIA. WIRE
CROSS WIRES: 3/16" DIA. ON 3/4" SPACING

QTY.	MODEL NO.	MATERIAL
_____	T50-5501	ZINC PLATED STEEL
_____	T50-5502	NICKEL PLATED STEEL
_____	T50-5503	CHROME PLATED STEEL
_____	T50-5504	EPOXY COATED STEEL Circle: Grey, Green, White or Chrome
_____	T50-5505	STAINLESS STEEL

SIZE REQUIREMENTS

INDICATE OVERALL WIDTH AND DEPTH


SPECIFY WIDTH _____ (LEFT TO RIGHT)
SPECIFY DEPTH _____ (FRONT TO BACK)



OPTIONS

PLEASE ATTACH A DETAILED DRAWING

- CUT OUTS...INDICATE LOCATION, SHAPE AND SIZE
 - 1/2" OR 1" CROSSWIRE SPACING
 - EXTRA SUPPORT BAR



COMPANY NAME _____

PHONE NO. _____

ADDRESS _____

P.O. NO. _____ DATE _____

AUTHORIZED BY _____